

OCTOBER 2020



ESTABLISHED 1995

Inside this Issue:

JOIN US ON THE SECOND THURSDAY OF EVERY MONTH—
WE MEET AT 7:00 P.M. AT
ST. MATTHEW'S UNITED METHODIST CHURCH
(2738 MACARTHUR VIEW, BETWEEN BROADWAY AND
NACOGDOCHES)

From Your President

Dear quilting friends,

I hope this fall season finds everyone well and coping with Covid confinement, political ads and more heat. I am reminded of Ecclesiastes 3: 1-8....."To everything there is a season, and a time to every purpose under Heaven." I think it is appropriate for what we are going through now.

Enclosed in this newsletter you will find the October pattern with the directions (page 10) to make a finished 12" block using black and white fabrics. White, not ecru! We will have a sew-in (one of these days) to put the blocks together and make an auction quilt. There will be a different pattern for the months of November and December. So, we will all be working on a project together, but with each of us in our own home. October's pattern is a free pattern from the Fat Quarter Shop. made by Moda. You can keep the completed blocks at home until we can gather together to make the quilt or mail them to me. You could also drop off the blocks at my house if you live close by. My address is 16147 Old Stable Rd. S.A. 78247

Another biblical quote: "Blessed are the children of the quilters for they shall receive the quilts." My grandchildren are the ones that say "I have dibs on this one!"

Happy quilting! Blessings to all,
Linda

Prayer List	2
Membership News Birthdays	3
Bulletin Board	4
Charity News	5
Quilters' Blogs & Other Info	6
2020 Calendar	7
Programs You Tube Info	8
Election Info	9
Block of the Month	10



PRAYER LIST

The AHQG Board feels we can all benefit from prayer. If you would like to raise someone in prayer-for whatever reason-please contact one of the board members. No specific reason required.

Health and unity of our country.

Marque McKay—recovery from surgery

Pam Miller and family—recent loss of her mother

Dave Duque and family—recent loss of his father

Tom Dengler—health issue

Jan Owens and family—recent loss of her father

Mona Jones—health issues

Nancy Troyer and family—health issues

Everyone affected by the Corvid-19 Virus

Lisa Karp's Husband — recovering from a serious accident

Husband of Eileen Pape — health issues—remember the family

Maggie Oswald — health of her husband, Gary

Michelle Anderson — serious health issues

Garnett Szurek — health issues

Geri Collins and family — health issues


Julie Olson's mother — serious health issues

Parents of Rochell Couch & Lauren Seay — health issues

Members who may be suffering in silence and may need encouragement with whatever is going on in their lives.

Members of law enforcement, other First Responders and all their families

Our military members as they work to keep our country free. Please pray for their families left at home.



MEMBERSHIP

There is no new activity to report this month. Our board had a virtual meeting on the 7th of September and decided that because the pandemic cancelled the majority of the 2020 meetings and programs, the AHQG membership dues for 2021 will be waived.

Stay safe and well. Look forward to the next time we can meet.

Thank you,
David Duque and Tom Dengler

Happy
Birthday

Rosa Raymond	10/2	Jennifer Hall	10/20
Laura Reilly	10/3	Pam Miller	10/21
Kim Pietszak	10/4	Carol Bryant	10/22
Chrysa Hefty	10/7	Valerie Faleski	10/26
Phyllis Shaw	10/10	Karon O’Ferrall	10/25
Julie Olson	10/11	Denice Brockmeyer	10/27
Rochell Couch	10/18	Vicki DuBose	10/27

BULLETIN BOARD

MEDICAL MASKS

If anyone is looking for different directions than have already been provided, there are many online. Missouri Star Quilt Company and Jenny Doan have a couple of videos—with elastic or with ties.

Thanks to everyone who has already delivered face masks. You are awesome!

For Sale

1. Juki TL-18QVP single needle, straight stitch only, portable sewing machine. Great for retreats and classes;
ASKING PRICE \$950 – WILL CONSIDER ALL REASONABLE OFFERS; price brand new is \$1900 plus tax
BANK CASHIER'S CHECK ONLY -
\$75 DEPOSIT will hold the machine while you get the cashier's check
NO DELIVERY AND NO SHIPPING
2. JUKI TL ruler foot \$35 new is \$65 plus tax
3. JUKI TL bobbins \$10 for 10
4. BERNINA WALKING FOOT \$85;-- BRAND NEW it cost \$160 plus tax

CONTACT Anne Wickholm at
amewick2@att.net landline 210-994-7035
we screen our calls

Pictorial Directory

The pictorial directory will be updated to include pictures of new members, and make a correction of the two pictures that were swapped in the original version. Once we are able to meet again I will make sure to have my camera.

Thanks,
Ruth Ann Willey
Newsletter Editor

THIS IS A WARNING POTENTIAL DANGER ~

In a press release today, the National Institute of Health has announced the discovery of a potentially dangerous substance in fabric. This substance, called "amo-bacter fabricicus" has been linked with the following symptoms in female humans: *reluctance to cook *reluctance to perform housework *reluctance to wear anything not made of cotton *reluctance to work except in support of a sewing *physical craving for contact with fabric (may be an addiction). Beware! If you come in contact with a female human affected by this substance, be prepared to talk about quilting for hours on end.

This was a public service announcement ... Surgeon General's Warning: Quilting is expensive, addictive, and may impair the ability to use common sense.



CHARITY

Hello everyone. Hope you are all staying safe and are well. I am staying inhouse as per my doctor's order, not too bad, I am getting a lot of things done.

I have kits to sew and many quilts needing quilting. If you would like to take some to work on while we are housebound, just call (210-656-2466) and I will place them on my front porch for you to pick up. If you have no way of getting here, let me know and maybe I can deliver. It helps the kids and keeps us out of trouble.

Thanks and stay safe

Joanne Krepps
Charity Chair



NAMETAGS



One good way for everyone to get to know each other is to wear our name tags. Joyce Boyd was kind enough to make several and all they need is your name. If you don't have an AHQG name tag ask for one when you sign in the next time we meet.

Quilters' Blogs and Other Resources

—www.thesplendidsampler.com

For Local Quilt Shows Check out — www.quiltersresources.net

[Tips, Tricks, and Tuts Tuesday - Round Robin Quilts by Margie](#)

B. Bumble & Company Blog <http://buzzingandbumbling.blogspot.com/>

Our own Doris Rice's blog is at <http://www.quiltingqueenonline.com/?m=1>
The Queen's Rustic Retreat can be found at <http://www.queensrusticretreat.com/>
And to xblocks: <http://www.xblocks.com/>

<http://www.oneblockwonder.com>

"Fabric Mutt" at <http://fabricmutt.blogspot.com/>

Betsy Chutchian's Blog : <http://betsysbestquiltsandmore.blogspot.com/>

[Jordan Fabrics](#) (Shared by Kathy Hayson)

Matt & Donna Jordan's Precision Hand-cut Quilt Kits + HUGE fabric inventory! Log Cabins, Jelly Rolls, and more! Free patterns and video tutorials.

www.jordanfabrics.com

This is a short list of **YouTube Videos** where you can get inspiration, instructions and lots of free patterns. Just open the YouTube app and type in the names below and you will find hours and hours of fun!! Until we meet again....

Just Get it Done Quilts

Pat Sloan

Power Tools with Thread – fairly local

Sewspire – she makes bags, purses and organizers

Fat Quarter Shop

Laundry Basket Quilts

Quilt Addicts Anonymous

Vicki Lee Bags/ by Lynne- another bag maker

THE QUILT SHOW

Most of these videos also have Facebook, Instagram and Web pages to browse.



Alamo Heritage Quilt Guild Calendar 2020

All Thursday evening programs held at St. Matthew's UMC.

Most Saturday workshops held at Holy Trinity Presbyterian Church, 16245 Nacogdoches Rd, SATX. See notes for exceptions

January	9 Jan 20	Program: Jackie Cantrell Asbill Quilt As You Go
		Workshop:
February	13 Feb 20	Program: Betsy Chutchian: 19 th Century Patchwork Quilt Divas
	15 Feb 20	Workshop: Daybreak paper piecing class using book <u>19th-Century Patchwork Divas' Treasury of Quilts - 10 Stunning Patterns, 30 Striking Options</u> \$27.99 available at Martingale Press.
March	12 Mar 20	Program: MaryAnn Hildebrand: From Photo to Quilt
		Workshop: No Workshop this month
April	9 Apr 20	Program: Charity Night.
Retreat		April 16-20
May	14 May 20	Program: Annie Smith: Aurafil Thread
June	11 Jun 20	Program: Doris Rice Laurel Heine Collage quilts
	13 Jun 20	Workshop: Make a Laurel Heine Collage Quilt. You choose the pattern. Must have kit for class
July	9 Jul 20	Program: Leo Ransom: Tales of an Art Quilter
	11 Jul 20	Workshop: Silhouettes Techniques (TBA which technique)
August	13 Aug 20	Program: Potluck Summer Salad Dinner
September	10 Sep 20	Program: Chinese Auction
October	8 Oct 20	Program: Brita Nelson: The Questioning Quilter. I am a quilt artist, instructor and lecturer. Every Last Crumb, an Adventure in Scrap Quilting Making Quilts with Scraps
November	12 Nov 20	Program: Reeze Hanson Quilt Story: Everybody Has One
	14 Nov 20	Workshop: Electric Quilt 8 th Anniversary Quilting Wksp
December	10 Dec 20	Program: Christmas Party / <u>TBD</u> Exchange

PROGRAMS

As indicated in the June Newsletter St. Matthew's and Holy Trinity Church cannot accommodate distancing guidelines and are limiting usage of their facilities to just their members. All meetings and workshops are cancelled for 2020 until further notice.

Be safe taking the proper precautions to prevent getting the virus.

Thank you,
Denice Brockmeyer

Kathy Hayson shared the following:

This is a short list of YouTube Videos where you can get inspiration, instructions and lots of free patterns. Just open the YouTube app and type in the names below and you will find hours and hours of fun!! Until we meet again....

Just Get it Done Quilts

Pat Sloan

Power Tools with Thread – fairly local

Sewspire – she makes bags, purses and organizers

Fat Quarter Shop

Laundry Basket Quilts

Quilt Addicts Anonymous

If you know of something to share please let me know.

Ruth Ann Willey




BOARD OF DIRECTORS FOR 2021

Just a reminder that nominations “from the floor” for the Board of directors ‘slate has passed. No names were submitted.


Kathy Hayson (Secretary) and Pam Miller (Treasurer) have been in their positions for two years. According to our By-Laws they must be approved by the general membership to continue for another year. If no one objects to Pam and Kathy continuing on in their positions by October 30th, they will be on the ballot for the November election.

Only objections need be sent to Gretchen Johnston by email —gretchenj30@gmail.com.



Block 2

(Make 9 total)



Yellow Blocks – Make 5 Blue Blocks – Make 4

For each block, the following pieces are required:

Outer Triangles – Yellow (or Blue)

- 2 squares – $7\frac{1}{2}'' \times 7\frac{1}{2}''$

Ivory Star Background

- 4 squares – $3\frac{1}{4}'' \times 3\frac{1}{4}''$
- 1 square – $4'' \times 4''$

Star Print – Red (or Navy)

- 2 squares – $4'' \times 4''$
- 1 square – $3\frac{1}{4}'' \times 3\frac{1}{4}''$

Star Center Triangles – Blue (or Yellow)

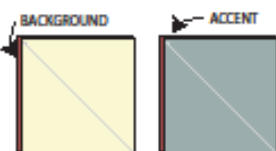
- 1 square – $4'' \times 4''$

Making the Quarter Square Triangles

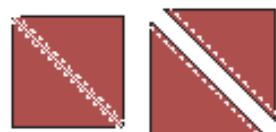
Draw a diagonal line on the wrong side of the ivory and the star center $4'' \times 4''$ squares as shown.



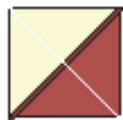
With right sides together, layer a marked square on each red (or navy) star print $4''$ square. Using the drawn line as a guide, stitch a scant $\frac{1}{4}''$ on both sides of the line as shown.



Cut the squares apart on the drawn line. Press the seam toward the star print triangle.



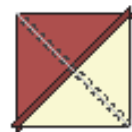
On the two ivory/star half square triangles, draw a line on the wrong side from one corner to the other as shown.



With right sides together, layer 1 marked HST on 1 ivory/star center as shown.

- The red (or navy) print triangles should be facing the ivory and blue (or yellow) ivory triangles.

Stitch on both sides of the line.



Cut the squares apart on the drawn line.

Press the seam in one direction.



The quarter square triangle will measure $3\frac{1}{4}'' \times 3\frac{1}{4}''$.

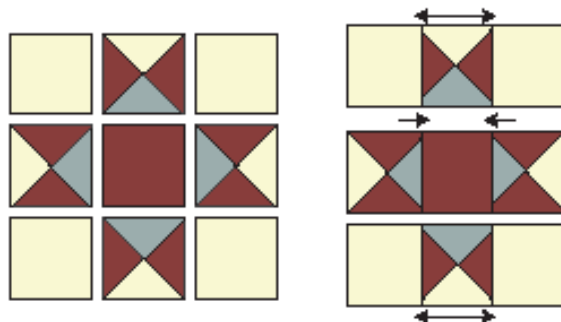
Make 4 matching quarter-square triangles.



Assemble Block 2

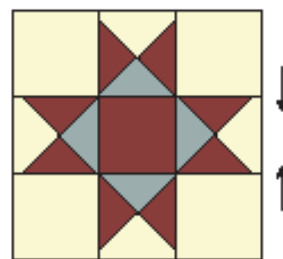
Lay out the quarter-square triangles and the $3\frac{1}{4}''$ squares in rows as shown.

Join the pieces in rows and sew the rows together.

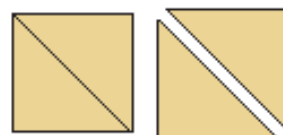


Press the seams in the direction of the arrows – or press them open.

The block will now measure $8\frac{3}{4}'' \times 8\frac{3}{4}''$.



Select two matching Yellow (or Blue) squares – $7\frac{1}{2}'' \times 7\frac{1}{2}''$. Cut both squares in half once on the diagonal to yield a total of 4 triangles.



Join two triangles to opposite sides of the block. Press the seams toward the large triangles.

Memories by the Yard

"Helping you make memories that last"

8015 Mainland Dr.

(right off Bandera Rd.)

San Antonio, TX

210-520-4833

www.memoriesbytheyard.com



Susan R. Hall
(Guild Member)



457 Silver Buckle
Schertz, TX 78154
Phone: (210) 566-7619

Susan.Hall@cottonbollquilting.com

Website: www.cottonbollquilting.com

Fabric • Fabric Kits • Block of the Month
Longarm Machine Quilting • Gammill • Statler Stitcher

**Cotton Boll Quilting is still safely shipping
and providing
curbside delivery!**

Happy Fall!! Store wide Holiday Sale starts soon! This will include all fabrics, patterns, kits and notions!

Cotton Boll Quilting has 3 more kits for the Moda Stitch Pink Grunge Sampler -- Finished size 64" x76". Throughout the month of October Moda is sharing daily quilt block patterns. Kits includes 5 yards of 10 assorted Grunge Pinks and 3.5 yds of background **plus** a rescue kit of additional yardage suggested by designers on Day 1! Of course you can use your own stash of pinks!

If you want to follow Moda's Stitch Pink Sew Along blog, click below for patterns and a link to have patterns emailed each day!

<https://my.modafabrics.com/categories/sew-along>

I am also expecting Tula's Linework to arrive soon!!

Cotton Boll Quilting will be closed Oct 22 thru 26th to attend my Grandson's socially distant wedding. I will get all incoming orders cut and shipped quickly upon my return.

As usual, the website is always up and running 24/7. Online orders will be filled in order received and usually shipped next business day. Feel free to order and select curbside pickup if you are in San Antonio Tx area. I will let you know when your order is ready for pick up and will be happy to walk it to your car. Pickups available Tues - Friday 10 - 4 and Saturday 10 - 2 or by appointment. See new pay at pickup option when you checkout!

Thank you!
Susan R. Hall
Cotton Boll Quilting
457 Silver Buckle
Schertz, TX 78154
(210) 288-8205 (cell phone/text messages)
<https://www.cottonbollquilting.com>
shall7613@aol.com



Your Quilt Finished
Custom Long-Arm Quilting
Gammill Statler Stitcher
Barbara Steers
Retired U.S. Army
7933 Garden North Drive
San Antonio, TX 78266
(210)722-8400
bsteers@satx.rr.com



 **Patty's**
Sewing Center
12721 Mountain Air, Suite 101
San Antonio, TX 78249
210-734-5515
www.pattyssewingcenter.com
Email: Patty@pattyssewingcenter.com
Authorized Premier Husqvarna Viking Dealer
Authorized Handi Quilter Dealer
All Brands Machine Repair
Hours: 9:30-5:00 Monday-Thursday and Saturday
9:30-4:00 Friday



575-644-1071

Dunn Quilting
Patricia Dunn
Owner/Longarm Quilter

Computerized Quilting
San Antonio, Texas

Pro-Stitcher
Free Consultation

 **Busy Bee's Quilting**
Let the Bees Finish Your Quilt Tops!
busybeesquilting.com

Jeana Kubik
Owner
Gammill Statler Stitcher Optimum Plus
Computer Guided Longarm Quilting
Creative Studio Software
info@busybeesquilting.com
210-394-7399
Non Smoking Studio



2020 AHQG Board


President	Linda Clark 210-859-5036
1st Vice President	Vicki DuBose
2nd Vice President	Denise Brockmeyer
Secretary	Kathy Hayson
Treasurer	Pam Miller
Parliamentarian	Gretchen Johnston
Chair, Charity	Joanne Krepps Ramona (Mona) Jones/ Josie Anderson
Chair, Fund-Raising	Dave Duque/ Tom Dengler
Chair, Membership	Susan Feeley
Librarian	Ruth Ann Willey
Newsletter Editor	

Sub-Committee Chairs

Hospitality/ Quilt Angels	Joyce Boyd/ Ann Barnett
Door Prizes*	Vicki Dubose Kathy Hayson
Publicity	
Website Editor	Tom Dickens
Facebook Manager	Cathy Kropp
Sunshine & Shadows	Shirley Carter 210-452-3801

E-mail your board at
lindabuddycl@gmail.com

AHQG website:
www.alamoheritagequiltguild.com



3423 Cooper Breaks
San Antonio, TX 78247-3049
www.alamoheritagequiltguild.com
e-mail: alamoquilters@yahoo.com

ATTENTION:

If you have anything of interest to share with the guild members please be sure to let the newsletter editor know. There's always room for sharing in the newsletter.

Quilt Angels



Quilt Angels are AHQG members who greet visitors at our monthly meetings and answer questions about the guild. They also mentor new guild members.

Please take visitors and new members "under your wing" by volunteering to be a Quilt Angel. See Ann Barnett at the meeting.

Meeting: TO BE ANNOUNCED

Remember to bring your...

Name Tag
Library Books
Trading Post Items

Show and Tell Items
Charity Items

Please don't forget that Newsletter articles are due the 15th of every month!

Thank You!

Ruth Ann Willey
Newsletter Editor



NEWSLETTER ADVERTISING

Rates

- | | |
|----------------------|---------|
| ▶ Business card size | \$5.00 |
| ▶ Quarter page | \$10.00 |
| ▶ Half page | \$20.00 |
| ▶ Full page | \$40.00 |

Deadline

15th of each month for next month's issue

Contact

Linda Clark 210-859-5036