

NOVEMBER 2020



ESTABLISHED 1995

Inside this Issue:

JOIN US ON THE SECOND THURSDAY OF EVERY MONTH—
WE MEET AT 7:00 P.M. AT
ST. MATTHEW'S UNITED METHODIST CHURCH
(2738 MACARTHUR VIEW, BETWEEN BROADWAY AND
NACOGDOCHES)

From Your President

Dear Quilting Friends,

I apologize for being so late with the November newsletter. In the last 17 months Buddy and I have had 6 major medical procedures or surgeries between us. Sometimes it has seemed overwhelming, and believe me.....when it comes to surgery or illness, my husband is HIGH HIGH maintenance!! Our daughter, Courtney, and son-in-law, John both had Covid and Courtney's was very serious since she has asthma. Then the day school started, she hydroplaned driving to work in the rain and cracked her sternum, ribs, broke toes, and had multiple contusions. But thank God she survived the wreck and was able to go back to work 2 months later. Typical for 2020!

If 2020 was a drink, it would be a colonoscopy prep!

That's how we deal with this pandemic.....make jokes and look for all the positive things in our lives. Gretchen sent this one to me:

2020 should just become a new curse word, "I don't give a 2020!"

The November pattern is included in this newsletter. If you haven't completed the October block yet, don't sweat it! You have plenty of time. These are free patterns, and easy to make but should make beautiful quilts. Some examples of the Oct. block are enclosed.

A BIG thank you to Tom and Dave for doing our virtual show and tell. We have outstanding quilters in our guild! Contact Tom Dengler or Dave Duque to do a video of your quilts.

Buddy and I will be spending a quiet Thanksgiving at home, just the 2 of us eating steak and baked potatoes. No turkey and dressing! Now that a positive!! Whether you are celebrating Thanksgiving with family or friends or just by yourself, look for all of the things to be thankful. I want to wish all of you a very happy Thanksgiving. I look forward to our being able to gather again, laugh, learn, and show quilts. May God hold all of you very tenderly in the palm of His hand and bring you peace.

With love and blessings,
Linda

Prayer List	2
Membership News Birthdays	3
Bulletin Board	4
Charity News	5
Quilters' Blogs & Other Info	6
2020 Calendar	7
Programs You Tube Info	8
Election Info	9
Block of the Month	10



PRAYER LIST

The AHQG Board feels we can all benefit from prayer. If you would like to raise someone in prayer-for whatever reason-please contact one of the board members. No specific reason required.

Health and unity of our country.

Marque McKay—recovery from surgery

Pam Miller and family—recent loss of her mother

Dave Duque and family—recent loss of his father

Tom Dengler—health issue

Jan Owens and family—recent loss of her father

Mona Jones—health issues

Nancy Troyer and family—health issues

Everyone affected by the Corvid-19 Virus

Lisa Karp's Husband — recovering from a serious accident

Husband of Eileen Pape — health issues—remember the family

Maggie Oswald — health of her husband, Gary

Michelle Anderson — serious health issues

Garnett Szurek — health issues

Geri Collins and family — health issues


Julie Olson's mother — serious health issues

Parents of Rochell Couch & Lauren Seay — health issues

Members who are suffering in silence and may need encouragement with whatever is going on in their lives.

Members of law enforcement, other First Responders and all their families

Our military members as they work to keep our country free. Please pray for their families left at home.



MEMBERSHIP

There is no new activity to report this month. Our board had a virtual meeting on the 7th of September and decided that because the pandemic cancelled the majority of the 2020 meetings and programs, the AHQG membership dues for 2021 will be waived.

Stay safe and well. Look forward to the next time we can meet.

Thank you,
David Duque and Tom Dengler

Happy
Birthday

Pamela Wright	1 st	Katy Smith	20 th
Doris Rice	2 nd	Eileen Park	25 th
Mona Jones	10 th	Janice Cutrer	26 th
Margaret Malaer	16 th	Kris Gross	29 th
Maggie Oswald	17 th	Carla Richard	29 th
Karen Lambdin	18 th	Kelli Saffell	29 th
Betty Grosmann	20 th		

BULLETIN BOARD

Pictorial Directory

The pictorial directory will be updated to include pictures of new members, and make a correction of the two pictures that were swapped in the original version. Once we are able to meet again I will make sure to have my camera.

Thanks,
Ruth Ann Willey
Newsletter Editor



Block of the Month

Julie Olson made these two black and white blocks from the October BOM. She did an awesome job. If anyone is interested be sure to check out the October newsletter for the pattern. This month's BOM starts on page 10 below.

THIS IS A WARNING POTENTIAL DANGER ~

In a press release today, the National Institute of Health has announced the discovery of a potentially dangerous substance in fabric. This substance, called "amo-bacter fabricicus" has been linked with the following symptoms in female humans: *reluctance to cook *reluctance to perform housework *reluctance to wear anything not made of cotton *reluctance to work except in support of a sewing *physical craving for contact with fabric (may be an addiction). Beware! If you come in contact with a female human affected by this substance, be prepared to talk about quilting for hours on end.

This was a public service announcement ... Surgeon General's Warning: Quilting is expensive, addictive, and may impair the ability to use common sense.



CHARITY

Charity is still giving and receiving quilts and materials. I gave Amanda Dove 51 quilts last month to take to her group and others at the Methodist Hospital. She said they had run out and needed more. (We are popular for our quilts.) I received 6 finished quilts and 23 tops (some with backing) from Marg Duffy. She has been cleaning her sewing room, and we benefited big time.

I received material from 2 sources and again we have benefited. Our members and their friends have donated and been very good to us and it really helps keep our cost down and gives us some great quilts.

Remember I am in need of help quilting and sewing of quilt kits. My home phone is 210-656-2466 and my cell is 210-854-0807. If I don't answer, just leave a message and I will return your call. I do have a "we deliver" and a "we pickup" service if you can't come to me.

Even though we are not meeting, the kids still need our quilts and thoughts.

Stay safe and hope to see you all again.

Joanne Krepps
Charity Chair



NAMETAGS

One good way for everyone to get to know each other is to wear our name tags. Joyce Boyd was kind enough to make several and all they need is your name. If you don't have an AHQG name tag ask for one when you sign in the next time we meet.



Quilters' Blogs and Other Resources

—www.thesplendidsampler.com

For Local Quilt Shows Check out — www.quiltersresources.net

[Tips, Tricks, and Tuts Tuesday - Round Robin Quilts by Margie](#)

B. Bumble & Company Blog <http://buzzingandbumbling.blogspot.com/>

Our own Doris Rice's blog is at <http://www.quiltingqueenonline.com/?m=1>
The Queen's Rustic Retreat can be found at <http://www.queensrusticretreat.com/>
And to xblocks: <http://www.xblocks.com/>

<http://www.oneblockwonder.com>

"Fabric Mutt" at <http://fabricmutt.blogspot.com/>

Betsy Chutchian's Blog : <http://betsysbestquiltsandmore.blogspot.com/>

[Jordan Fabrics](#) (Shared by Kathy Hayson)

Matt & Donna Jordan's Precision Hand-cut Quilt Kits + HUGE fabric inventory! Log Cabins, Jelly Rolls, and more! Free patterns and video tutorials.

www.jordanfabrics.com

This is a short list of **YouTube Videos** where you can get inspiration, instructions and lots of free patterns. Just open the YouTube app and type in the names below and you will find hours and hours of fun!! Until we meet again....

Just Get it Done Quilts

Pat Sloan

Power Tools with Thread – fairly local

Sewspire – she makes bags, purses and organizers

Fat Quarter Shop

Laundry Basket Quilts

Quilt Addicts Anonymous

Vicki Lee Bags/ by Lynne- another bag maker

THE QUILT SHOW

Most of these videos also have Facebook, Instagram and Web pages to browse.



Alamo Heritage Quilt Guild Calendar 2020

All Thursday evening programs held at St. Matthew's UMC.

Most Saturday workshops held at Holy Trinity Presbyterian Church, 16245 Nacogdoches Rd, SATX. See notes for exceptions

January	9 Jan 20	Program: Jackie Cantrell Asbill Quilt As You Go
		Workshop:
February	13 Feb 20	Program: Betsy Chutchian: 19 th Century Patchwork Quilt Divas
	15 Feb 20	Workshop: Daybreak paper piecing class using book <u>19th-Century Patchwork Divas' Treasury of Quilts - 10 Stunning Patterns, 30 Striking Options</u> \$27.99 available at Martingale Press.
March	12 Mar 20	Program: MaryAnn Hildebrand: From Photo to Quilt
		Workshop: No Workshop this month
April	9 Apr 20	Program: Charity Night.
Retreat		April 16-20
May	14 May 20	Program: Annie Smith: Aurafil Thread
June	11 Jun 20	Program: Doris Rice Laurel Heine Collage quilts
	13 Jun 20	Workshop: Make a Laurel Heine Collage Quilt. You choose the pattern. Must have kit for class
July	9 Jul 20	Program: Leo Ransom: Tales of an Art Quilter
	11 Jul 20	Workshop: Silhouettes Techniques (TBA which technique)
August	13 Aug 20	Program: Potluck Summer Salad Dinner
September	10 Sep 20	Program: Chinese Auction
October	8 Oct 20	Program: Brita Nelson: The Questioning Quilter. I am a quilt artist, instructor and lecturer. Every Last Crumb, an Adventure in Scrap Quilting Making Quilts with Scraps
November	12 Nov 20	Program: Reeze Hanson Quilt Story: Everybody Has One
	14 Nov 20	Workshop: Electric Quilt 8 th Anniversary Quilting Wksp
December	10 Dec 20	Program: Christmas Party / <u> TBD </u> Exchange

PROGRAMS

As indicated in the June Newsletter St. Matthew's and Holy Trinity Church cannot accommodate distancing guidelines and are limiting usage of their facilities to just their members. All meetings and workshops are cancelled for 2020 until further notice.

Be safe taking the proper precautions to prevent getting the virus.

Thank you,
Denice Brockmeyer

Kathy Hayson shared the following:

This is a short list of YouTube Videos where you can get inspiration, instructions and lots of free patterns. Just open the YouTube app and type in the names below and you will find hours and hours of fun!! Until we meet again....

Just Get it Done Quilts

Pat Sloan

Power Tools with Thread – fairly local

Sewspire – she makes bags, purses and organizers

Fat Quarter Shop

Laundry Basket Quilts

Quilt Addicts Anonymous

If you know of something to share please let me know.


Ruth Ann Willey



BOARD OF DIRECTORS FOR 2021

The Board of Directors from 2020 have graciously offered to continue for 2021. No nominations from the floor, nor objections to Kathy Hayson or Pam Miller continuing in their positions for another year were received by our Parliamentarian, Gretchen Johnston.

November is the month for elections. If you choose to cast a vote please send it to gretchenj30@gmail.com.



Welcome Autumn Instructions



CUTTING INSTRUCTIONS:

Light Background

- Cut 4 squares 2.5" x 2.5"
- Cut 8 squares 3" x 3" for Half Square Triangles (HST)
- Cut 8 squares 2" x 2" for stems
- Cut 4 strips 1.5" x 6.5"
- Cut 2 strips 1.5" x 13.5"
- Cut 2 strips 1.5" x 15.5"

Charcoal tonal

- Cut 2 squares 2.5" x 2.5"
- Cut 2 squares 3" x 3" for Half Square Triangles (HST)

Charcoal floral

- Cut 4 squares 2.5" x 2.5"
- Cut 2 squares 3" x 3" for Half Square Triangles (HST)
- Cut 2 strips 2.5" x width of fabric for binding

Pumpkin tonal

- Cut 2 squares 2.5" x 2.5"
- Cut 2 squares 3" x 3" for Half Square Triangles (HST)

Pumpkin stripe

- Cut 4 squares 2.5" x 2.5"
- Cut 2 squares 3" x 3" for Half Square Triangles (HST)

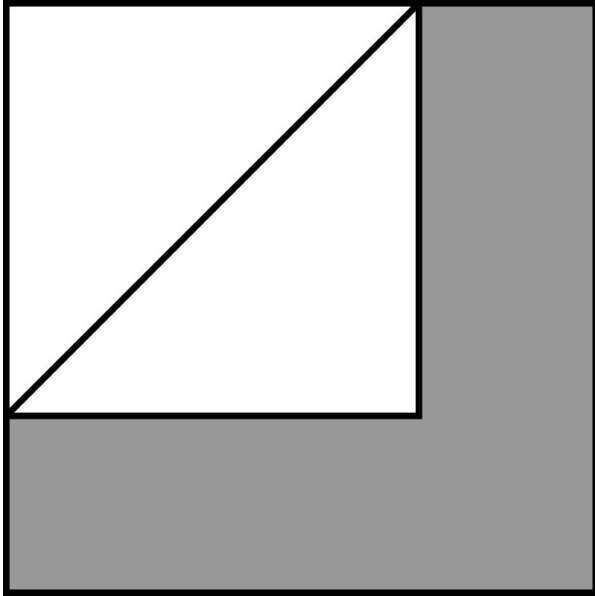
Green

- Cut 4 squares 2.5" x 2.5"
- Cut 1 square 1.5" x 1.5"

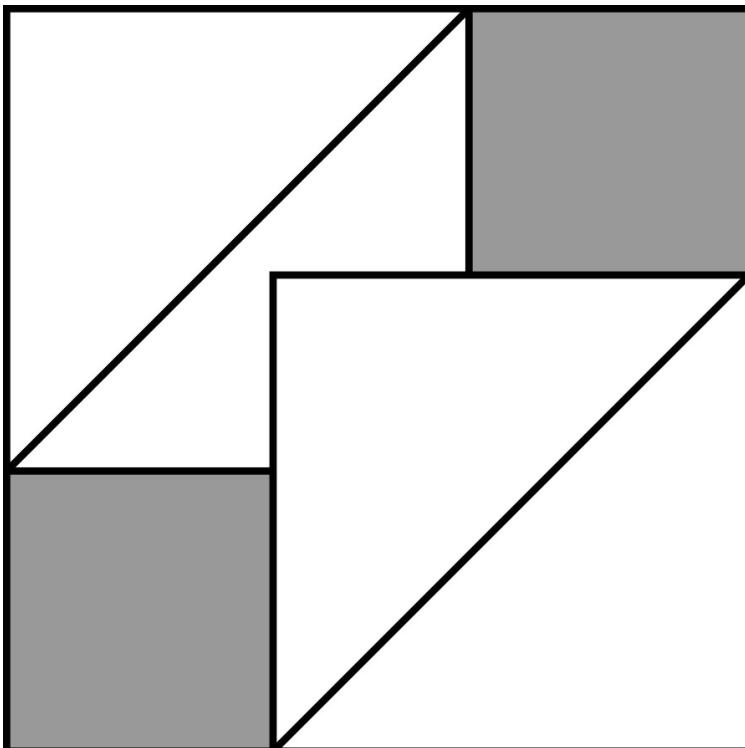
ASSEMBLY INSTRUCTIONS:

Leaf Stem Directions

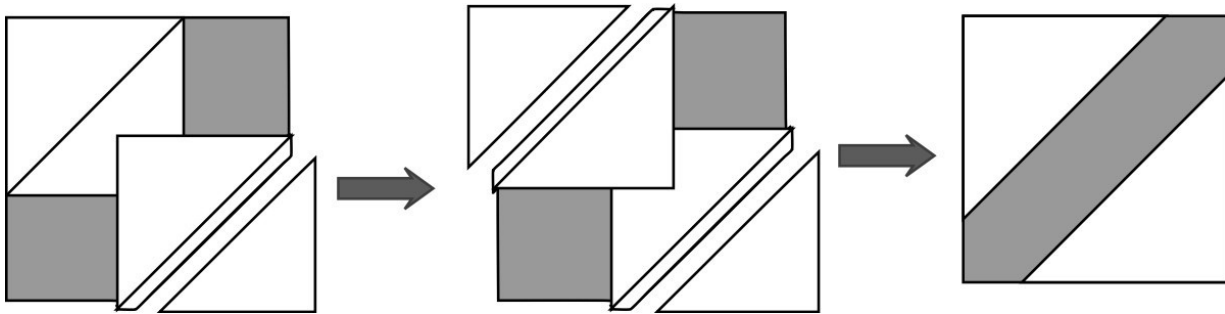
1. Following the diagram, place the light 2" square on the green 2.5" square, right sides together. Sew ON the line.
Make 4



2. Following the diagram, place another light square on the green square, right sides together. Sew ON the line.
Make 4



3. Following the diagram, trim away leaving a 1/4" seam allowance. Trim off both ends. Press triangles open to make a square. Units measure 2.5" x 2.5". Make 4 stem units.



Assemble the Leaf block


Half Square Triangles

1. Sew the 3" light and 3" Charcoal tonal squares. Make 4 units – trim to 2.5" square.

Repeat with 3" light and 3" Charcoal Floral – Make 4 units

Repeat with 3" light and 3" Pumpkin Tonal – Make 4 units

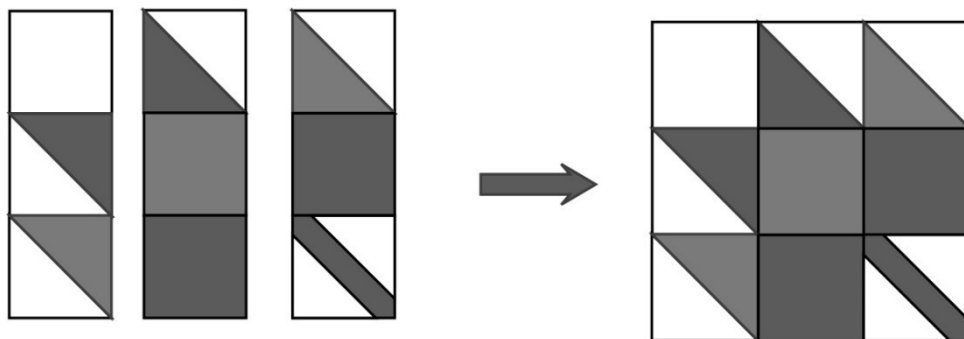
Repeat with 3" light and 3" Pumpkin Stripe – Make 4 units



NOTE: To make Half Square Triangles, follow these directions.

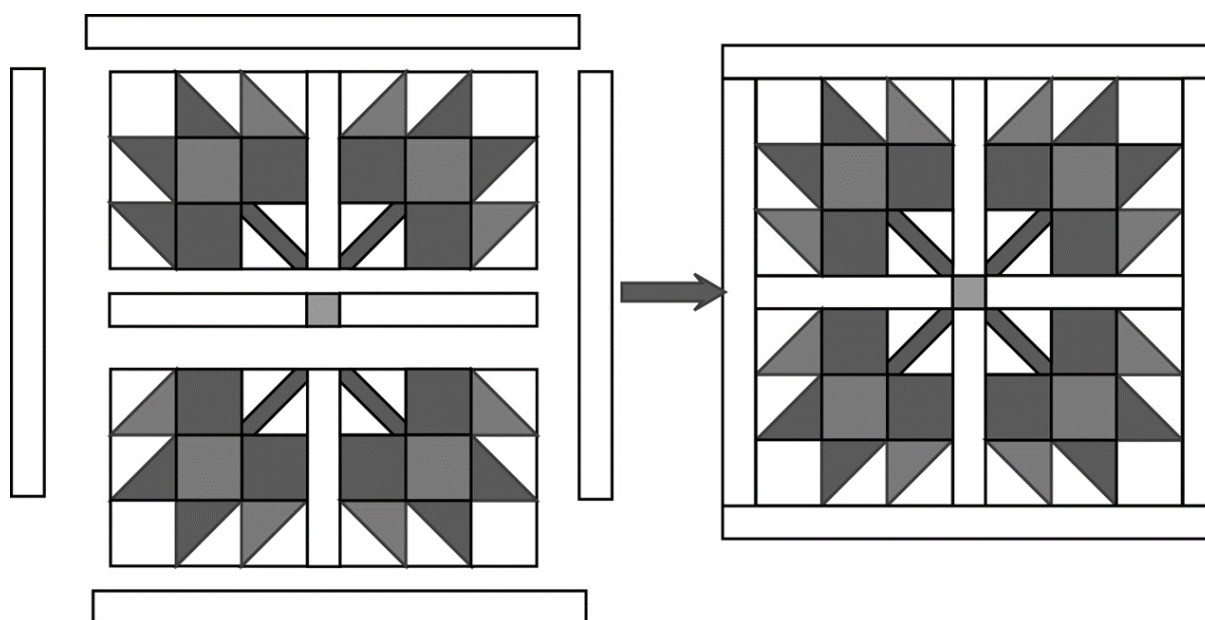
Draw a diagonal line on the back of all the lighter squares. Layer the two squares, right sides together. Sew a 1/4" seam on both sides of the drawn line. Cut on the drawn line for two HST. Press. Trim squares to 2.5" x 2.5" using a square ruler with a diagonal line placed on the seam. For other ways to make HST units, see Pat's book, "Pat Sloan's Teach Me to Sew Triangles".

2. Following the diagram and photo piece the charcoal leaf block with the 2.5" charcoal squares and 2.5" HST. The block will measure 6.5" x 6.5". Make 2 leaves. Repeat with the pumpkin 2.5" squares and 2.5" HST. Make 2 leaves.



3. Following the diagram use the sashing, center square, and border to assemble the quilt top. It will measure 15.5 x 15.5".

Following the diagram use the sashing, center square, and border to assemble the quilt top. It will measure 15.5 x 15.5".



Memories by the Yard

"Helping you make memories that last"

8015 Mainland Dr.

(right off Bandera Rd.)

San Antonio, TX

210-520-4833

www.memoriesbytheyard.com



Susan R. Hall
(Guild Member)



457 Silver Buckle
Schertz, TX 78154
Phone: (210) 566-7619

Susan.Hall@cottonbollquilting.com

Website: www.cottonbollquilting.com

Fabric • Fabric Kits • Block of the Month
Longarm Machine Quilting • Gammill • Statler Stitcher

**Cotton Boll Quilting is still safely shipping
and providing
curbside delivery!**

Holiday Sale still going on! This includes most (but not all) fabrics, patterns, kits and notions! Cotton Boll Quilting has 3 more kits for the Moda Stitch Pink Grunge Sampler -- Finished size 64" x76". Free pattern archive still available from <https://my.modafabrics.com/categories/sew-along>. Rescue kits available as well. Stitch Pink kits and precuts ARE included in the sale

Tula Pink's Linework is here!!

As usual, the website is always up and running 24/7. Online orders will be filled in order received and usually shipped next business day. Feel free to order and select curbside pickup if you are in San Antonio Tx area. I will let you know when your order is ready for pick up and will be happy to walk it to your car. Pickups available Tues - Friday 10 - 4 and Saturday 10 - 2 or by appointment!

Thank you!
Susan R. Hall
Cotton Boll Quilting
457 Silver Buckle
Schertz, TX 78154
(210) 288-8205 (cell phone/text messages)
<https://www.cottonbollquilting.com>



Your Quilt Finished
Custom Long-Arm Quilting
Gammill Statler Stitcher
Barbara Steers
Retired U.S. Army
7933 Garden North Drive
San Antonio, TX 78266
(210)722-8400
bsteers@satx.rr.com



 **Patty's**
Sewing Center 
12721 Mountain Air, Suite 101
San Antonio, TX 78249
210-734-5515
www.pattyssewingcenter.com
Email: Patty@pattyssewingcenter.com
Authorized Premier Husqvarna Viking Dealer
Authorized Handi Quilter Dealer
All Brands Machine Repair
Hours: 9:30-5:00 Monday-Thursday and Saturday
9:30-4:00 Friday

575-644-1071
Dunn Quilting
Patricia Dunn
Owner/Longarm Quilter
Computerized Quilting
San Antonio, Texas
Pro-Stitcher
Free Consultation

 **Busy Bee's Quilting**
Let the Bees Finish Your Quilt Tops!
busybeesquilting.com
Jeana Kubik
Owner
Gammill Statler Stitcher Optimum Plus
Computer Guided Longarm Quilting
Creative Studio Software
info@busybeesquilting.com
210-394-7399
Non Smoking Studio



2020 AHQG Board

President	Linda Clark
	210-859-5036
1st Vice President	Vicki DuBose
2nd Vice President	Denise Brockmeyer
Secretary	Kathy Hayson
Treasurer	Pam Miller
Parliamentarian	Gretchen Johnston
Chair, Charity	Joanne Krepps
	Ramona (Mona)
Chair, Fund-Raising	Jones/ Josie Anderson
Chair, Membership	Dave Duque/ Tom Dengler
Librarian	Susan Feeley
Newsletter Editor	Ruth Ann Willey

Sub-Committee Chairs

Hospitality/ Quilt Angels	Joyce Boyd/ Ann Barnett
Door Prizes*	Vicki Dubose Kathy Hayson
Publicity	
Website Editor	Tom Dickens
Facebook Manager	Cathy Kropp
Sunshine & Shadows	Shirley Carter 210-452-3801

E-mail your board at
lindabuddycl@gmail.com

AHQG website:
www.alamoheritagequiltguild.com



3423 Cooper Breaks
San Antonio, TX 78247-3049
www.alamoheritagequiltguild.com
e-mail: alamoquilters@yahoo.com

ATTENTION:

If you have anything of interest to share with the guild members please be sure to let the newsletter editor know. There's always room for sharing in the newsletter.

Quilt Angels



Quilt Angels are AHQG members who greet visitors at our monthly meetings and answer questions about the guild. They also mentor new guild members.

Please take visitors and new members "under your wing" by volunteering to be a Quilt Angel. See Ann Barnett at the meeting.

Meeting: TO BE ANNOUNCED

Remember to bring your...

Name Tag
Library Books
Trading Post Items

Show and Tell Items
Charity Items

Please don't forget that Newsletter articles are due the 15th of every month!

Thank You!

Ruth Ann Willey
Newsletter Editor



NEWSLETTER ADVERTISING

Rates

▶ Business card size	\$5.00
▶ Quarter page	\$10.00
▶ Half page	\$20.00
▶ Full page	\$40.00

Deadline

15th of each month for next month's issue

Contact

Linda Clark 210-859-5036